


OKTOPUS® GLASS-Jack GL-CC 1200 DES

Manipulator for handling large sized glass elements in combination with a mini crane, truck loader crane or variable reach lift truck (telehandler)



2-circuit system

For construction site use according to DIN EN 13155

Use

Handling of flat and convex/concave curved glasses on construction sites

Hoist

Mini crane, counterbalanced truck, variable reach lift truck (telehandler)

Attachment

- Exchangeable adapter for the connection with booms of different mini cranes and truck loader cranes.
- Adapter with integrated hydraulic movements (independent of the hoist and the OKTOPUS® GL-CC 1200 DES: side shift ± 100 mm left/right, telescopic boom 300 mm forward/backward) for the use with variable reach lift trucks (telehandler)

Material to be handled

Flat glass, curved glass (concave or convex, bending radius ≥ 2 m) and window elements

Description

The vacuum based load lifting attachment OKTOPUS® GLASS-Jack GL-CC 1200 DES is designed for handling glass panes and window elements up to a maximum weight of 1,200 kg. It is equipped with a dual-circuit vacuum system for construction site use according to DIN EN 13155. The electrically operated vacuum pump is supplied with energy by a 24 V DC battery system. The quick change battery box allows exchanging the batteries within a few seconds.

Deviations from the nominal condition are indicated by optical and acoustical warning devices. Even in the case of complete energy breakdown, vacuum remains in each suction pad for at least 5 minutes. In this way a secure lowering of the load can be ensured at all times.

Specific adapters allow attaching the device to the boom of different mini cranes and truck loader cranes (provided by the customer) and allow by that glazing works in difficult to access areas. The suction frame can hydraulically be tilted by 120° , electrically rotated endlessly by 360° and swiveled electrically by $\pm 40^\circ$.

A special adapter with integrated hydraulic movements (independent of the hoist and the OKTOPUS® GL-CC 1200 DES: side shift ± 100 mm left/right, telescopic boom 300 mm forward/backward) enables the OKTOPUS® GL-CC 1200 DES to be used as an attachment for variable reach lift trucks (telehandler).

All functions (both of the OKTOPUS® GL-CC 600 DES and the truck adapter) are operated with a radio remote control.

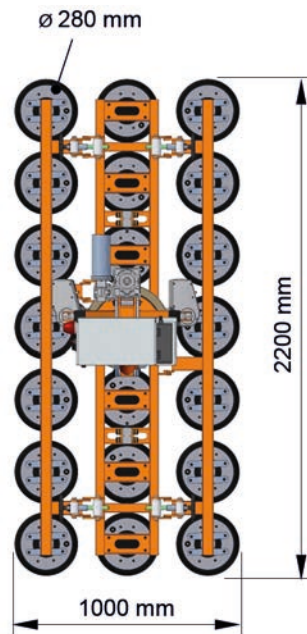
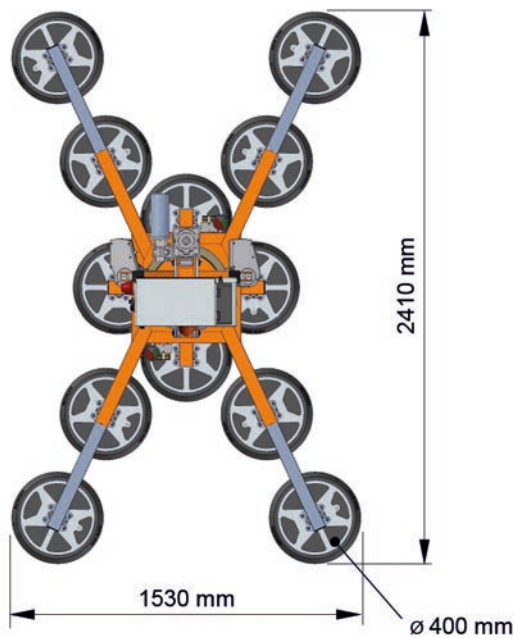


LOAD 28

OKTOPUS® GLASS-Jack GL-CC 1200 DES

Application data

Working Load Limit:	Flat glasses: 800 kg (8 suction pads Ø 400 mm at the device) 1,200 kg (12 suction pads Ø 400 mm at the device) Curved glasses: 1,000 kg (20 suction pads Ø 280 mm at the device)
Own weight:	ca. 210 kg with suction frame for flat glass panes and 8 pcs. suction pads Ø 400 mm ca. 240 kg with suction frame for flat glass panes and 12 pcs. suction pads Ø 400 mm ca. 285 kg with suction frame for curved glass panes and 20 pcs. suction pads Ø 280 mm
Lifting / Lowering:	by mini crane, truck loader crane, variable reach lift trucks
Movements suction frame	
Rotate:	360°
Tilt:	0 - 120°
Swivel:	± 40°
Movements truck adapter	
Side shifter:	± 100 mm left/right
Telescopic main boom:	300 mm forward/backward
Suction pads:	8 resp. 12 pcs. Wirth Ø 400 mm / 20 pcs. Wirth Ø 280 mm, other pads on request
Vacuum generation:	Vacuum pump
Energy supply:	Quick exchange battery box, rechargeable battery, 24 V
Operation:	Radio remote control
Color:	RAL 2011 (deep orange), RAL 9006 (white aluminum)



Subject to change in the interest of technical progress.

Headquarter

Wirth GmbH
Brehnaer Straße 1
D-06188 Landsberg
Phone: +49 (0) 34 602 / 70 88 - 0
Fax: +49 (0) 34 602 / 70 88 - 111

Branch Office South

Wirth GmbH
Nelkenstraße 11
D-88074 Meckenbeuren
Phone: +49 (0) 75 42 / 94 29 - 44
Fax: +49 (0) 75 42 / 94 29 - 46

E-Mail:

oktopus@wirth-gmbh.com
info@wirth-gmbh.com

www.wirth-gmbh.com

WIRTH GMBH
EDGE PROFILES & VACUUM LIFTING TECHNOLOGY



MITGLIED IM
IFBS