

# TIDD CRANE IIII

**LOAD 28**

**NEW!**



# TIDD PC28

**TRT** IIII  
*...for the long haul*

[www.trtaustralia.com.au](http://www.trtaustralia.com.au)

[www.trt.co.nz](http://www.trt.co.nz)



**The new TIDD PC28 is the ultimate pick and carry crane for capacity, safety and comfort!**

**TIDD PC28 NOW AVAILABLE WITH OPTIONAL SUPERLIFT COUNTERWEIGHT!**

# FEATURES

An articulating crane like no other, the TIDD PC28 is constructed using the highest quality components, and prioritises safety throughout its design.

The TIDD PC28 is the right crane for a wide range of operating environments with many class-leading features:

- European standard automotive finish
- Shortest forward projection in its class
- Outstanding turning radius

## Full Power Boom

With the new 18.65m full power boom, a 75% stationary chart for the heavy lifts and 66% pick and carry chart, the TIDD PC28 packs a massive punch.

Made from high tensile steel, telescope sections 1 and 2 are fully synchronised and provide hook compensation. Telescope section 3 is independently operated with its own hydraulic cylinder.

## Huge Lift Capability

With a 28 tonne maximum lift on the lug and 27.6 on the hook block. The TIDD PC28 delivers outstanding lifting capacities for improved efficiency and greater lift options, setting a new benchmark in the industry.

Moving from the stationary chart to the pick and carry chart is as simple as turning off the hold brake. You can now lift more and move more safely without compromise!

## The Ultimate in Comfort

From the ergonomically designed forward mounted ROPS cabin (Patent No. 2012203625), with two-door configuration and ducted air conditioning, to the 150kg rated air suspension seats and 3-point safety belts, this crane is designed for comfort over long hours, helping to reduce operator fatigue!

## Superior Roadability

Get from site to site with ease with a maximum speed of 80km per hour (speed limited). It has full ABS braking for improved safety, whether the crane is operating while stationary or at speed.

It is driven by a Mercedes Benz engine and Allison Transmission. With its superior suspension, the TIDD PC28 is 12 tonne per axle on the road including its 2.3 tonne removable counterweight.

## Focused on Safety

The TIDD PC28 is the only pick and carry crane with this level of safety. Designed to maximise safety, the crane will minimise risk on the work site and on the road. Safety features include Dynamic LMI with a deadlock switch inside the cabin. The LMI bridging switch is outside the cabin. Slew Safe™ is an optional safety addition, recommended for the TIDD PC28.

## Manufactured for the Industry

TRT have been designing and manufacturing heavy equipment, cranes and trailers for over 50 years, with real expertise in crane design, TRT is the home of the TIDD Crane.

Many of the TIDD PC28 features are designed based on industry feedback, improving safety and focused on capability, by drawing on technology and knowledge from our renowned manufacturing capability. TRT's manufacturing operation is ISO9001-2015 accredited.



## Slew Safe™

Exclusive to the TIDD Crane, Slew Safe™ significantly reduces the risk of pick and carry crane rollovers, which are costly to operations.

This simple and effective system restricts the driver from operating off the chart. With audible and visual alarms along with steering restrictions, Slew Safe™ can't be over-ridden but will operate again when the load is moving in the safe direction. This sets a new standard in safety and industry best practice!

Australian Innovation Patent No. 2019100317





1

### Counterweight

2.3 tonne roadable, front and rear mount counterweight.



2

### Emergency Stop Buttons

- Inside cabin
- Either side of the crush zone in articulation area.

LMI override key is located outside behind the cabin.



3

### Articulation

Articulating 44° either side of centre.



4

### ROPS Cabin

Certified ROPS, 2-person cabin, seats have integrated seatbelts. Double door access.



5

### Engine

Mercedes Benz OM906 six-cylinder, diesel engine.



6

### Carry Deck

1 tonne capacity carry deck with restraint points.



7

### Mirrors

Placement for optimised visibility.



8

### Dynamic LMI

Automatically reduces the lift chart for side slope.



9

### Boom

6.12-18.65m high tensile full power boom with 4 telescope sections.



9

27.6 tonne capacity on running rope.

25 tonne capacity.

28 tonne capacity on fixed lug (stationary)



# DIMENSIONS

## CAPACITY

28 tonne capacity on fixed lug

27.6 tonne capacity on running rope

## BOOM

6.12-18.65m high tensile steel  
4 section full power boom

## ARTICULATION

44° either side of the centre

## SPEED

Max 80km/hr

## MASS

Gross vehicle mass 23.9 tonne

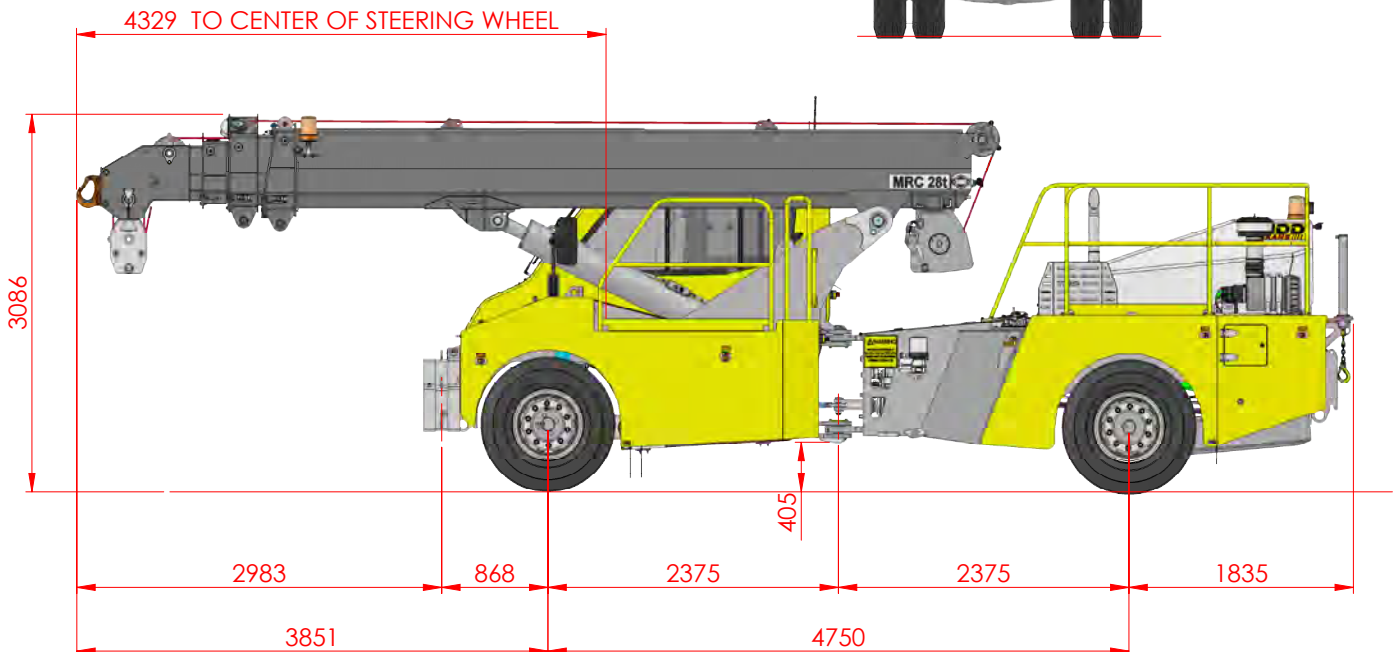
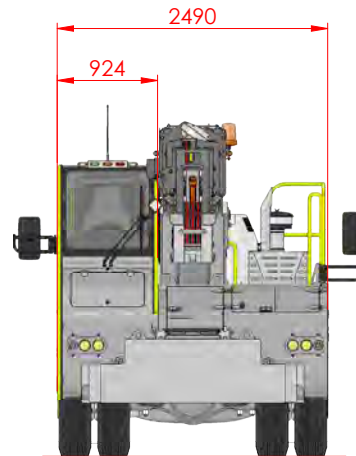
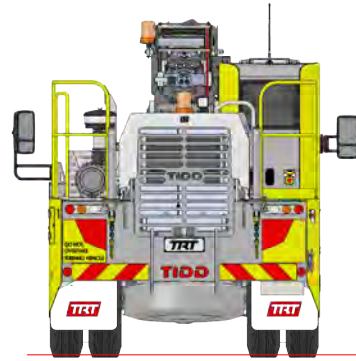
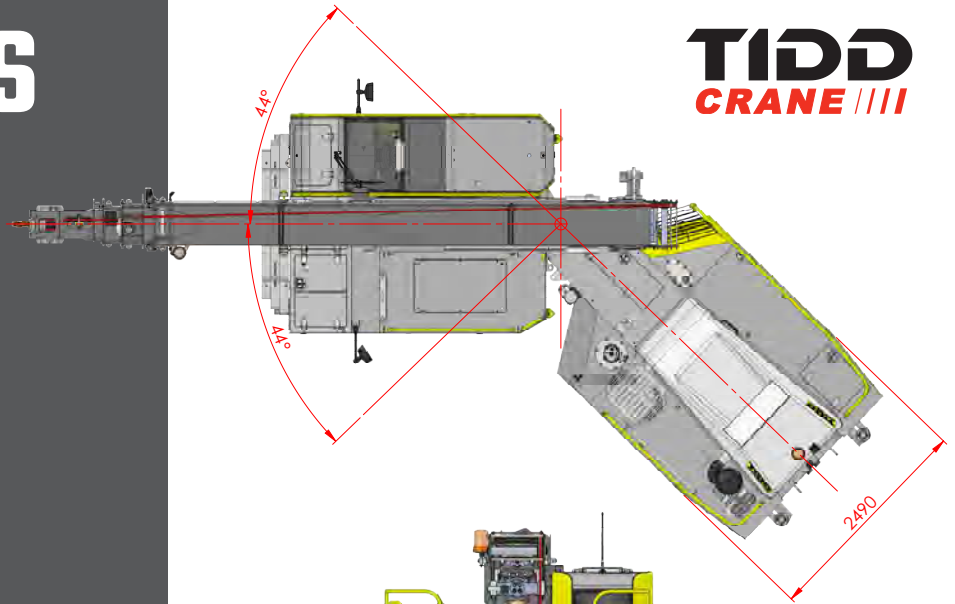
Front axle mass 11.9 tonne

Rear axle mass 12 tonne

## COUNTERWEIGHT

2.3 tonne roadable, front and rear mount

**TIDD**  
CRANE IIII



# SPECIFICATIONS



The TDD PC28 is built with specialist features for construction and mining. There are a wide range of options available to tailor the crane to your operation. If the options you require are not listed below, please contact one of our experts.

## CRANE

Double acting hydraulic cylinders (-6 to + 65°) with integral holding valve, allowing rigging to drop straight into the front chain box from the hook.

Anti-two block device.

Robway RCI8510 Dynamic Load Indicator with automatic cutouts and digital display.

A dash mounted deadlock switch allowing a temporary increase to 110% RC only with reduced function speeds.

A key locked Bridging switch is mounted externally on the cab limiting access to authorised persons.

Joystick control of boom and winch functions with 2-speed winch button, boom-telescoping switch proportionally controlled, and boom luffing with dead man trigger on grip.

15 tonne capacity Rhino hook.

4.6 tonne line pull Braden PD15 2-speed winch with automatic disc brakes and third wrap indicator.

14mm non-rotating wire rope x 6 falls.

15 tonne capacity spreader bar.

Large 2-sectioned chain box at the front of the crane and accessed directly from the hook.

1 tonne capacity carry deck with restraint points.

Two work lights on the boom and one rotating beacon on the boom and engine cover.

Three emergencies stop buttons, in cabin and either side of the crush zone in the articulation area.

Tri light safe load indicator on cabin roof with audible alarm.

CraneSafe inspection.

1 year warranty standard.

## OPERATOR

Forward mounted cabin provides excellent vision.

Certified ROPS, 2-person cabin with double door access. (Patent No. 2012203625).

2 x 150 kg rated air suspension seats with 3-point seat belts.

Large dry storage area via the hinged cabin steps, ideal for storing soft slings.

Hand rails and access steps all have 3 points of contact at all times.

Safety glass throughout.

1.5 kg fire extinguisher.

Mirrors - placement for optimised visibility.

Reversing camera and alarm.

Air conditioning.

Bluetooth, Radio and USB Port.

## RECOMMENDED OPTIONS

**Slew Safe™ - Recommended** - An effective system to restrict the driver from operating off the chart. With audible and visual alarms along with steering restrictions, Slew Safe cannot be over-ridden but will operate again when the load moves in the safe direction. Accepted on many Tier 1 sites as standard. (Australian Innovation Patent No. 2019100317)

**Traction Air™ - Recommended** - TRT's tyre pressure control system, improves TIDD PC28 crane safety on varying work surfaces, maintaining a constant tyre pressure based 130PSI and managed within the cab. It is backed by a 3 year/500,000km warranty. Contact us for more information.

## DRIVELINE

Mercedes Benz OM906 six-cylinder, 6.4 litre, turbo charged, intercooled 205 kW diesel engine.

Allison 3000 series automatic transmission, 6 speeds forward.

Kessler high-speed planetary axles with diff lock on front axle.

Meritor transfer case.

Two stage engine and exhaust brake.

410 litre fuel tank with locking cap.

Automatically activated emergency hydraulic steering.

Dual line full air brakes on all wheels with ABS.

Pneumatically released spring applied emergency / park brake on all wheels.

Holding brake for front right wheel to allow slewing during stationary lifting.

Beka Max™ Auto Grease Pump.

TIDD hydro-pneumatic suspension on the front axle with hydraulic lockout for crane mode and automatic height adjustment for road mode.

Heavy duty parabolic spring suspension on rear.

High quality load sensing piston pump for hydraulic system, 305 litre hydraulic tank with filtration byway of pressure and return line filtration.

Battery isolator, external jump start terminals and starter isolator as standard.

LED 24V lighting system

Right side rear handrail for safe servicing of the engine area.

## ADDITIONAL OPTIONS

Crane	25 degree offset Rhino attachment.
	Winch camera.
	1.9m offset Fly Jib with 0, 20 and 40 degree offsets.
	9.2t capacity single sheave hook block.
	Spare tyre and wheels.
	Spare tyre and wheel assembly mounted under rear chassis for safe easy access.
Driveline	1.1 tonne superlift counterweight.
	Loose wheel-nut indicator.
	Exhaust spark arrestor.
	Fast fill options; engine and transmission oil, hydraulic oil only and fuel only.
	Operator Comfort/Safety
FOPS certified top view glass.	
Refrigerated compartment under dogman seat.	
First aid kit.	
4.5kg or 9kg fire extinguisher left chassis mounted.	
Fire suppression system.	
UHF Radio.	
High visibility reflective tape striping to specification.	
Rear handrail – left side.	



# LOAD CHART 66%

## PICK & CARRY



0 - 0.6° CRANE SIDE SLOPE: PC28 MOBILE CRANE: MAIN HOIST - 2270kg COUNTERWEIGHT ON: REAR																			PICK AND CARRY		
RADIUS	BOOM LENGTH (M)																				
	6.12	6.50	7.00	7.50	8.00	8.50	9.00	9.50	10.00	10.50	11.00	11.50	12.00	12.50	13.00	13.50	14.45	15.50	16.50	17.50	18.64
1	25000	25000	25000	25000	25000	25000															
	23000	23000	23000	23000	23000	23000															
	20500	20500	20500	20500	20500	20500															
	17500	17500	17500	17500	17500	17500															
1.5	22100	22100	22100	22100	22100	22100	22100	22100													
	20330	20330	20330	20330	20330	20330	20330	20330													
	18120	18120	18120	18120	18120	18120	18120	18120													
	15470	15470	15470	15470	15470	15470	15470	15470													
2	20500	20500	20500	20500	20500	20500	20500	20500	20500												
	18860	18860	18860	18860	18860	18860	18860	18860	18860	18860											
	16810	16810	16810	16810	16810	16810	16810	16810	16810	16810											
	14350	14350	14350	14350	14350	14350	14350	14350	14350	14350											
2.5	19000	19000	19000	19000	19000	19000	19000	19000	19000	19000	19000	19000	19000								
	17480	17480	17480	17480	17480	17480	17480	17480	17480	17480	17480	17480	17480								
	15580	15580	15580	15580	15580	15580	15580	15580	15580	15580	15580	15580	15580								
	13300	13300	13300	13300	13300	13300	13300	13300	13300	13300	13300	13300	13300								
3	16600	16500	16400	16400	16400	16400	16400	16400	16400	16400	16000	15900	15800								
	15270	15180	15090	15090	15090	15090	15090	15090	15090	15090	15090	14720	14630	14540							
	13610	13530	13450	13450	13450	13450	13450	13450	13450	13450	13450	13120	13040	12960							
	11620	11550	11480	11480	11480	11480	11480	11480	11480	11480	11480	11200	11130	11060							
3.5	14500	14400	14300	14100	14000	13900	13800	13700	13600	13500	13400	13300	13150	13100							
	13340	13250	13160	12970	12880	12790	12700	12600	12510	12420	12330	12240	12100	12050	12050						
	11890	11810	11730	11560	11480	11400	11320	11230	11150	11070	10990	10910	10780	10740	10740						
	10150	10080	10010	9870	9800	9730	9660	9590	9520	9450	9380	9310	9210	9170	9170						
4			12050	12000	11800	11800	11800	11800	11800	11800	11800	11700	11600	11500	11450	11400					
			11090	11040	10860	10860	10860	10860	10860	10860	10860	10760	10670	10580	10530	10490					
			9880	9840	9680	9680	9680	9680	9680	9680	9680	9590	9510	9430	9390	9350					
			8440	8400	8260	8260	8260	8260	8260	8260	8260	8190	8120	8050	8020	7980					
4.5			10750	10750	10750	10750	10750	10750	10700	10700	10600	10600	10600	10500	10500	10500	10500				
			9890	9890	9890	9890	9890	9890	9840	9840	9750	9750	9750	9660	9660	9660	9660				
			8820	8820	8820	8820	8820	8820	8770	8770	8690	8690	8690	8610	8610	8610	8610				
			7530	7530	7530	7530	7530	7490	7490	7420	7420	7420	7350	7350	7350	7350	7350				
5			9500	9500	9500	9450	9450	9450	9400	9400	9350	9350	9350	9300	9300	9300	9300	9400	9400		
			8740	8740	8740	8690	8690	8690	8650	8650	8600	8600	8600	8560	8600	8650	8650				
			7790	7790	7790	7750	7750	7750	7710	7710	7670	7670	7670	7630	7670	7710	7710				
			6650	6650	6650	6620	6620	6620	6580	6580	6550	6550	6550	6510	6550	6580	6580				
6						7700	7700	7700	7700	7700	7700	7700	7650	7650	7650	7650	7600	7600	7700	7800	7800
						7080	7080	7080	7080	7080	7080	7080	7040	7040	7040	6990	6990	7080	7180	7180	
						6310	6310	6310	6310	6310	6310	6270	6270	6270	6230	6230	6310	6400	6400	6500	
						5390	5390	5390	5390	5390	5390	5390	5360	5360	5360	5320	5320	5390	5460	5460	
7									6400	6400	6400	6400	6400	6300	6300	6200	6200	6300	6400	6500	
									5890	5890	5890	5890	5800	5800	5700	5700	5750	5800	5890	5980	
									5250	5250	5250	5250	5170	5170	5080	5130	5170	5250	5330		
									4480	4480	4480	4480	4410	4410	4340	4380	4410	4480	4550		
8											5100	5100	5100	5100	5100	5100	5150	5200	5250	5350	
											4690	4690	4690	4690	4690	4690	4740	4780	4830	4920	
											4180	4180	4180	4180	4180	4180	4220	4260	4310	4390	
											3570	3570	3570	3570	3570	3610	3640	3680	3750		
9													4450	4450	4450	4450	4400	4450	4450	4550	
													4090	4090	4090	4090	4050	4090	4090	4190	
													3650	3650	3650	3650	3610	3650	3650	3730	
													3120	3120	3120	3120	3080	3120	3120	3190	
10														3800	3800	3800	3800	3900	3950	4000	
														3500	3500	3500	3500	3590	3630	3680	
														3120	3120	3120	3120	3200	3240	3280	
														2660	2660	2660	2660	2730	2770	2800	
11																	3400	3450	3450	3500	
																	3130	3170	3170	3220	
																	2790	2830	2830	2870	
																	2380	2420	2420	2450	
12																		3200	3200	3200	3250
																		2940	2940	2940	2990
																		2620	2620	2620	2670
																		2240	2240	2240	2280
13																			2800	2850	2900
																			2580	2620	2670
																			2300	2340	2380
																			1960	2000	2030
14																				2550	2600
																				2350	2390
																				2090	2130
																				1790	1820
15																				2350	
																				2160	
																				1930	
																				1650	
15.9																				2150	
																				1980	
																				1760	
																				1510	

### LMI DUTY 101-66

- This chart is for crane side slope from 0° to 0.6°. crane side slope larger than 0.6° the LMI will derate automatically
- Stability as per en13000:2010 (mod) and as1418.5 2013 part 4.1.2.6.1 pick and carry 66.6% of tipping load
- Operation of this machine with heavier loads than the capacities listed is strictly prohibited. machine tipping with boom extension occurs rapidly and without advance warning
- Lifting is to be vertical only
- Hoist rope: 14mm 34 x 7 grade 1960 n/mm2 non rotating min breaking force 18400kg
- 4600kg max line pull
- Tyre specification front and rear size 12.00 r20 creep load rating 8695kg @ 0-2 kph static load rating 9250kg @ 0 kph tyre pressure 130 psi

Rated Capacity (kg) for 0°-10° articulation
Rated Capacity (kg) for 11°-20° articulation
Rated Capacity (kg) for 21°-30° articulation
Rated Capacity (kg) for 31°-44° articulation

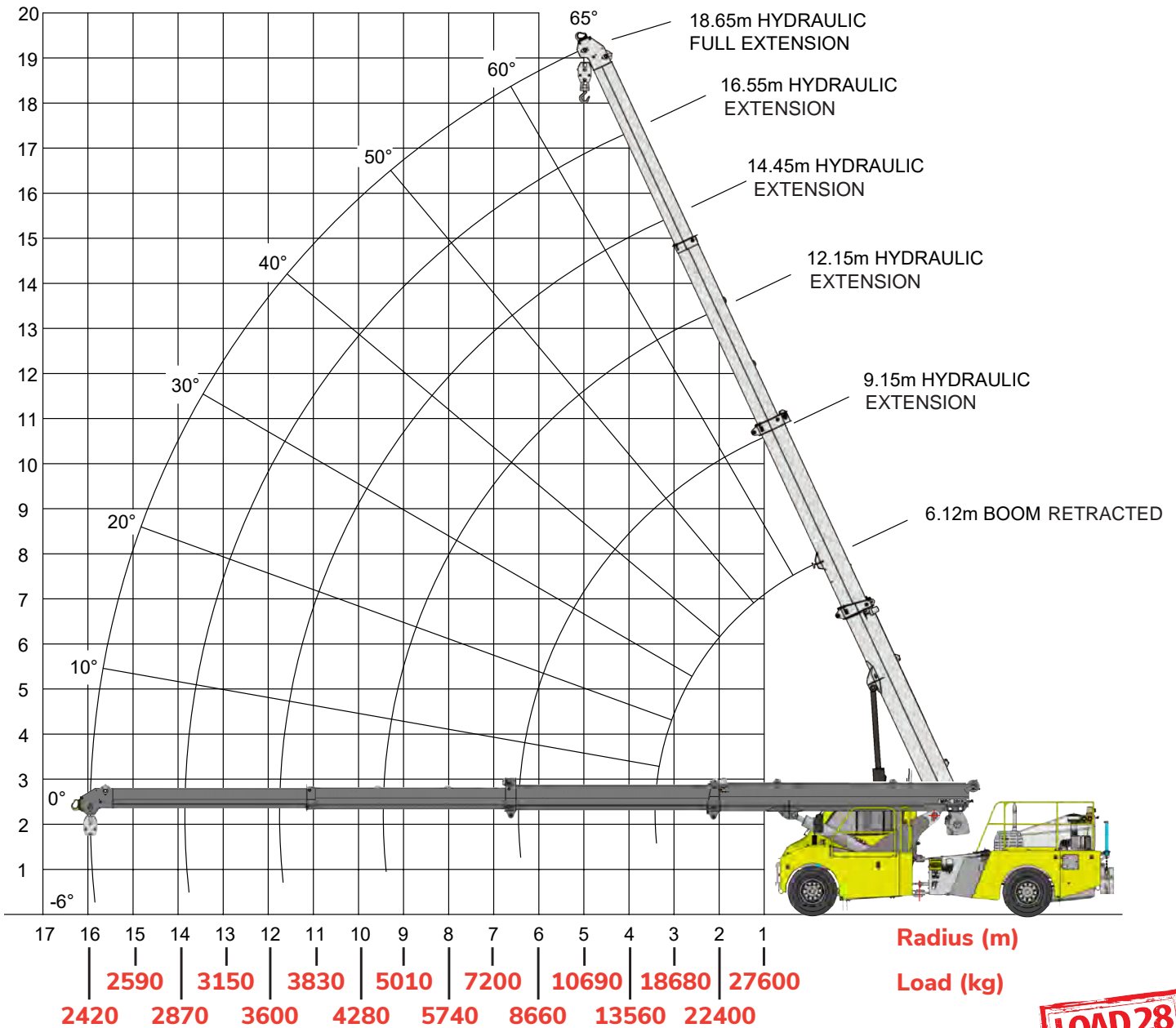
- Mass of slings and hook block to be added to load
- During operation, wind speed must not exceed 36 km/h (10m/s)
- Read and understand



# WORKING RANGE



With counterweight on rear



**LOAD 28**

NOTE: Rated capacity values shown are for the stationary chart on the hook.

## After Sales Support

TRT is proud to manufacture the TIDD PC28, and we are committed to supporting our product for its warranty and beyond. The team of highly experienced TIDD service technicians and agents are available to assist operators, fleet owners and workshops with training, advice, documentation and product upgrades.

## Parts

TRT stocks genuine spare parts for the TIDD PC28 in Australia and NZ. We can easily arrange overnight freight for all spares and service items to ensure the Crane is returned to service with minimal downtime.

TRT reserves the right to alter specifications without notice. Photographs and drawings in this document are for illustrative purposes only. Product shown in photos contains optional features. TRT in so far as it is permitted by law to do so, shall not be liable in any way as a result of any reliance by any person on anything contained in this brochure.

Please contact us for current and detailed specifications. TRT Australia Pty Ltd / Tidd Ross Todd Ltd is the manufacturer of the TIDD PC28.

27092019

Designed & Manufactured by:



**TRT (AUST) PTY. Ltd.**

1028 Lytton Road, Murarrie, QLD 4172

Phone: +61 7 3890 8800

Email: cranesales@trtaust.com.au

[www.trtaustralia.com.au](http://www.trtaustralia.com.au)

**Tidd Ross Todd Ltd**

48 Maui Street, Pukete Industrial Estate

P.O Box 10076, Te Rapa, Hamilton 3241

Phone: +64 7 849 4839 Email: cranesales@trt.co.nz

[www.trt.co.nz](http://www.trt.co.nz)